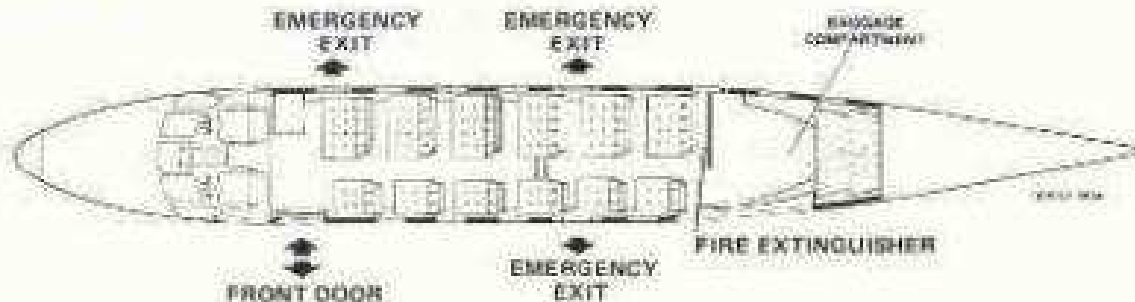


# EMBRAER EMB-110P1 BANDEIRANTE EMERGENCY PROCEDURES

(PLEASE DO NOT REMOVE THIS CARD FROM AIRCRAFT)



EMERGENCY EXITS

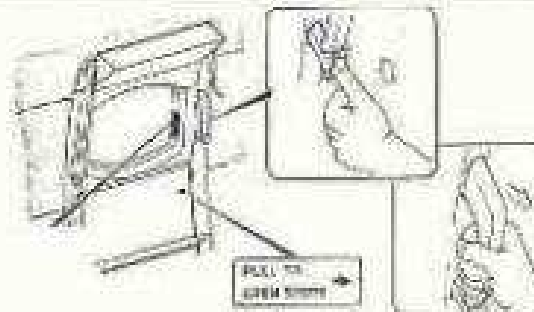


## WHAT TO DO IN CASE OF AN EMERGENCY LANDING

Remain calm and follow instructions of crew. Sit well back in seat — pull seat belt tight — assume appropriate position in illustration until plane stops. When airplane is completely stopped, unfasten seat belt and follow instructions of crew.

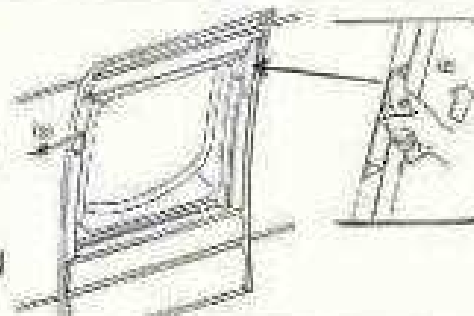
### AIR STAIR DOOR(A)

1. PRESS LOCK
2. PULL HANDLE
3. PUSH DOOR



### FRONT EMERGENCY EXIT(B) IN EMERGENCY

1. PULL RING AND REMOVE COVER
2. LIFT HANDLE AND PUSH DOOR
3. PULL SAFETY LATCH RING DOWN



### OVERWING EMERGENCY EXITS(C) EMERGENCY EXIT

1. TEAR OFF COVER
2. PULL HANDLE
3. PUSH DOOR

